


pompom



I-CORD CAST OFF

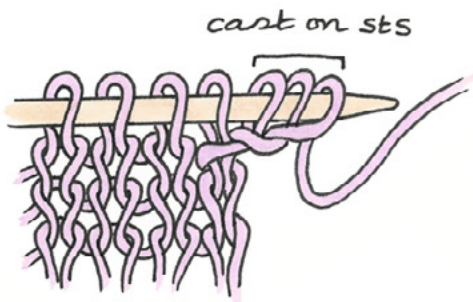
TOPS, TANKS & TEES KNIT ALONG TUTORIAL

VERYSHANNON.COM

1-CORD CAST OFF

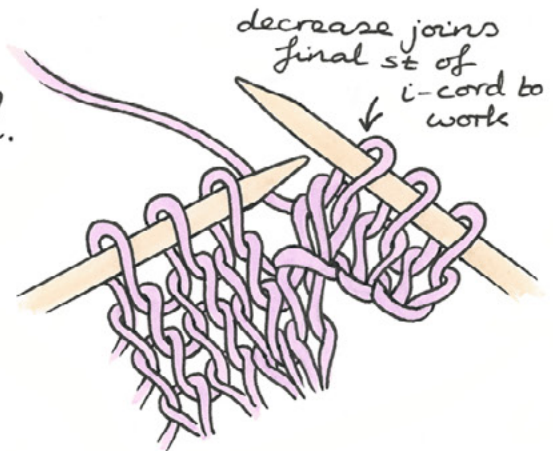
aka applied i-cord!

1.



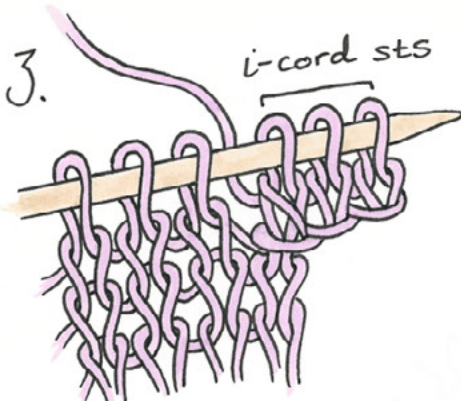
Cast on required number of sts for i-cord (normally 3) using backwards loop or cable cast on. To begin cast off sts should be on left hand needle as shown.

2.



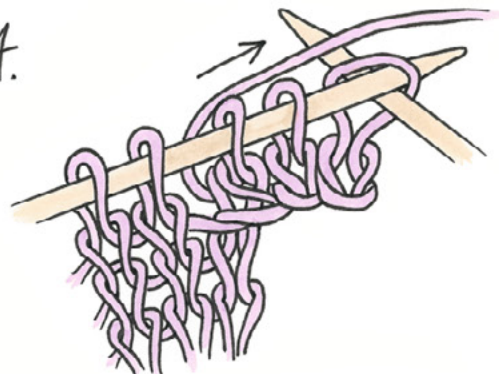
Knit 2 sts then work a decrease - normally k2togtbl (shown here) or ssk - to join i-cord to work & cast off one stitch.

3.



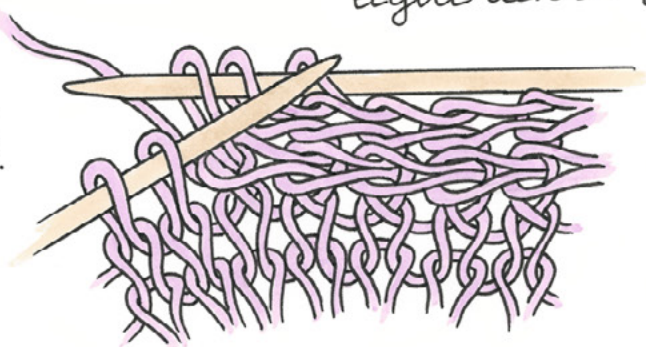
Slip i-cord sts back onto left hand needle.

4.



Repeat step 2 making sure to pull working yarn tight across the back.

5.



Repeat steps 2-4 until only i-cord sts remain.